



NEIGHBOURHOOD PROFILE – THE WEST END

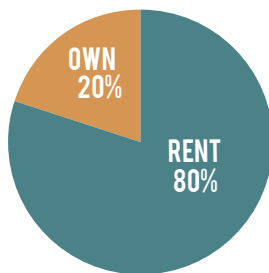
The West End is located on the Downtown peninsula. In perfect balance with this densely populated area, Stanley Park is just minutes away boasting 1,000 acres of coastal rainforest. The famous Vancouver Seawall offers residents unlimited access to the oceanfront, including an outdoor pool and four incredible beaches with perfect sunset views along the shoreline of English Bay.

Apartments in the West End come in many different heights and styles, ranging from vintage walk ups to modern high-rises. The traffic-calmed streets help to maintain a sense of peace and quiet in this neighbourhood. Extremely walkable and bike-friendly, this area offers premier shopping along Robson, eclectic eateries on Denman, and plenty of pubs in the proud and vibrant Davie Village.

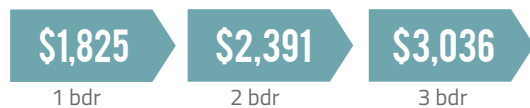


HOUSING

OWN VS. RENT




AVERAGE MONTHLY RENT



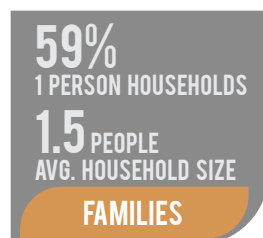
BENCHMARK PRICE



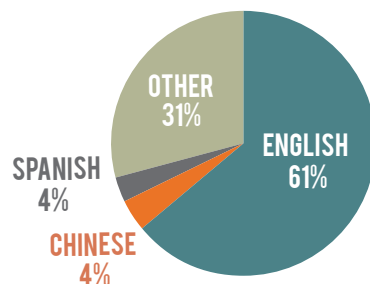
DWELLING TYPE



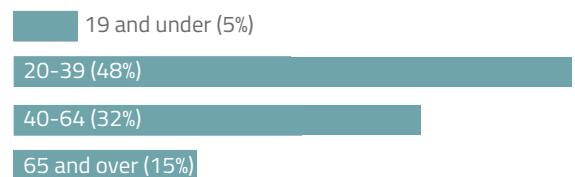
DEMOGRAPHICS



MOTHER TONGUE



AGE GROUPS





PUBLIC SCHOOLS

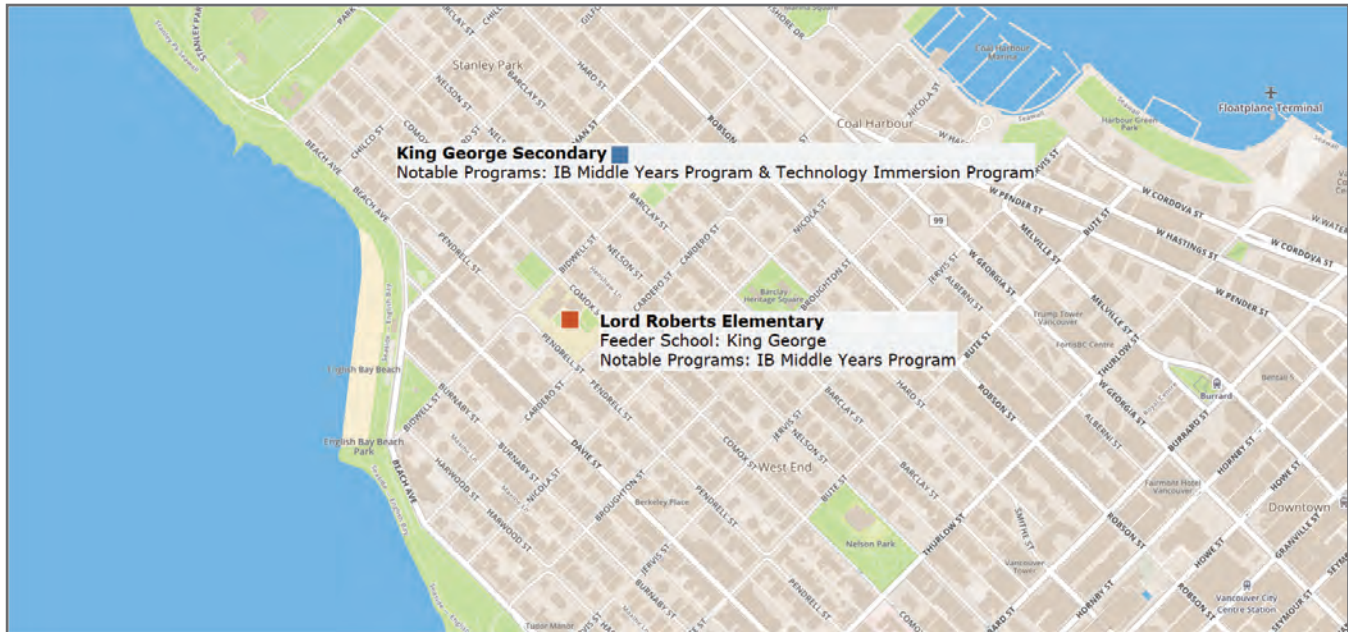


Photo from www.rew.ca



Photo from www.outdoorproject.com



Photo credit: Julian Schungel / www.sightline.org



Photo credit: Josef Hanus / shutterstock.com