



## NEIGHBOURHOOD PROFILE – SHAUGHNESSY

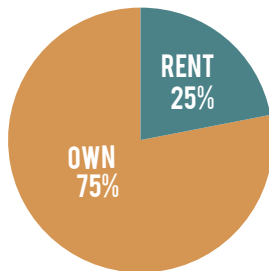
Shaughnessy is the city's finest example of a planned community. Located in the middle of Vancouver, this neighbourhood was originally designed by prominent architects and landscape architects to attract the city's most affluent citizens. Large houses on generous lots dominate the landscape here, where property subdivision is limited to prevent densification.

The core of this neighbourhood is exclusively residential, but clusters of shops and services can be found along its borders on Oak Street to the East, South Granville Rise to the Northeast, Arbutus Village to the Northwest, and Kerrisdale Village to the Southwest. Shaughnessy's most popular attraction is the acclaimed VanDusen Botanical Garden, which beautifully showcases a myriad of trees, plants, and flowers from all over the world.

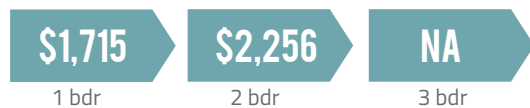


## HOUSING

### OWN VS. RENT




### AVERAGE MONTHLY RENT



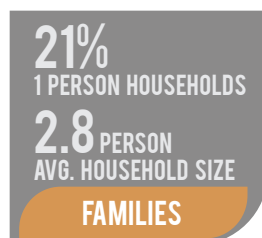
### BENCHMARK PRICE



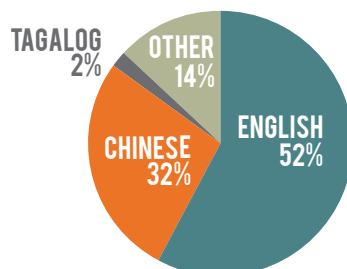
### DWELLING TYPE



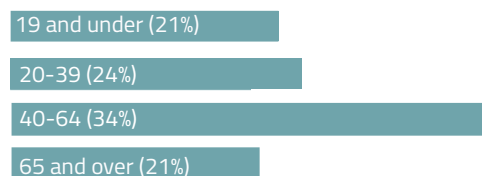
## DEMOGRAPHICS



### MOTHER TONGUE



### AGE GROUPS



**MEDIAN HOUSEHOLD INCOME** **\$111,566**



# PUBLIC SCHOOLS

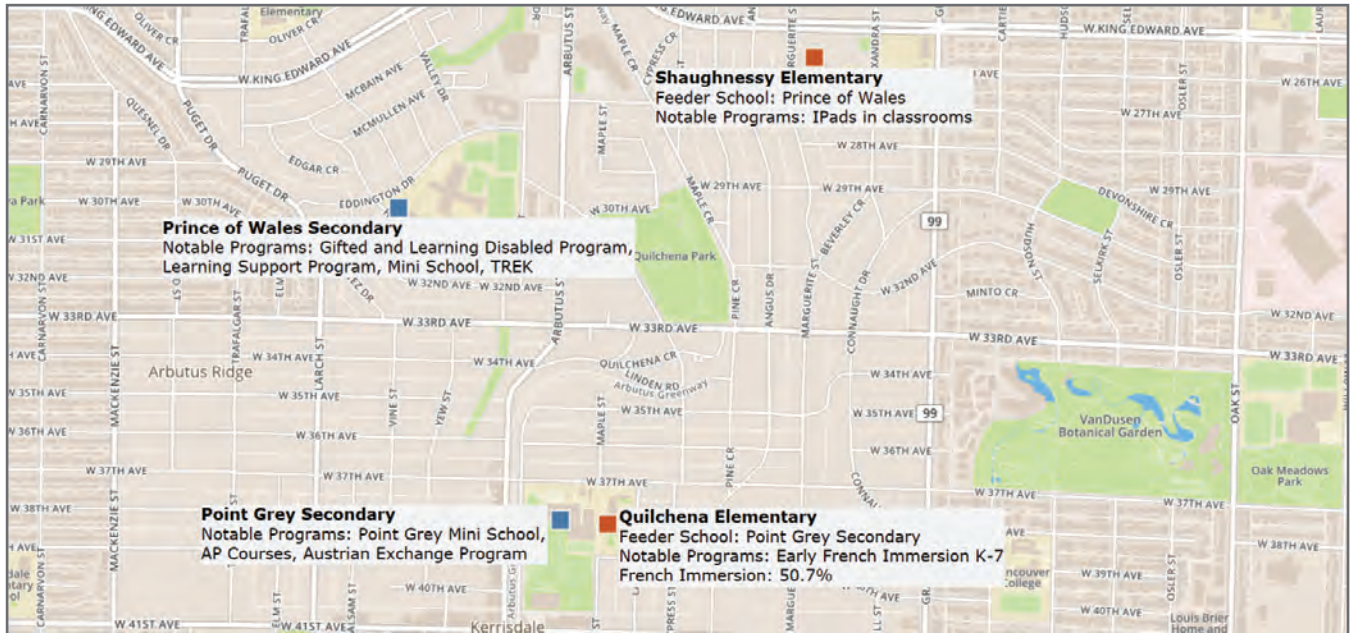


Photo from [www.northshoreale.com](http://www.northshoreale.com)



Photo from [www.wikimapia.org](http://www.wikimapia.org)



Photo from [www.pixdaus.com](http://www.pixdaus.com)



Photo from [www.about.rennie.com](http://www.about.rennie.com)